



STRUTTURA: Realizzata in legno abbinato a particelle di legno grezzo biodegradabile e pannelli di fibra di legno duro.

IMBOTTITURA: Cuscini di seduta, braccioli, poggiatesta e schienali poggiatesta reclinabili, realizzati in poliuretano espanso a densità differenziata, ricoperto da uno strato di piuma d'oca.

Cuscini di seduta: Poliuretano espanso 30 Kg/m³.

Braccioli: Poliuretano espanso 30 Kg/m³.

Poggiatesta e poggiatesta: Poliuretano espanso 23 Kg/m³

Imbottitura di complemento: densità 21 Kg/m³.

RIVESTIMENTO: Pelle, tessuto o microfibra. Si prega di fare riferimento al listino prezzi appropriato. Per le caratteristiche del rivestimento e della manutenzione vedere relative schede tecniche.

PIEDI: In ABS da cm 3.

NOTE: Nella versione relax il modello è dotato esclusivamente di doppio meccanismo elettrico con comandi touch sensor posizionati nello spazio interno tra seduta e fianco laterale. I comandi possono agire indipendentemente tra di loro variando solo l'inclinazione della testiera oppure permettendo di distendere solo le gambe offrendo infinite possibilità di comfort. Nelle versioni fisse senza meccanismo relax in ogni caso è presente il cricchetto manuale nelle testiere.

FRAME: Hard wood combined with plywood and particle board.

PADDING: Seat cushion, armrest, kidney rest and inclining headrest in double density polyurethane foam covered with a layer of goose feathers.

Seat cushion: Polyurethane foam 30kg/m³. Headrest and Kidney rests : Polyurethane foam 23kg/m³.

Armrests : Polyurethane foam 30kg/m³.

Frame padding: 21 kg/m³

COVERING: Leather, fabric or Microfiber. Please refer to the appropriate price list. Not removable. Please check covering details for care instructions.

FEET: In ABS H 3cm.

NOTE: In the relax version the model is equipped exclusively with double electrical mechanism with touch button controls positioned on the seats sides. The controls can act independently of each other by varying only the tilt of the headrests or allowing to stretch only the footrests thus allowing many different comfort positions. The relax elements are always separated from the fixed ones and are hooked together with an appropriate bayonet system. Fixed versions without relax mechanism are always equipped with adjustable manual headrests.

STRUCTURE: En bois combiné avec du bois non traité et biodégradables et des panneaux de fibres de bois dur.

REMBOURRAGE: Coussins d'assise, accoudoirs, cale-reins et dossiers appuie-tête inclinables réalisés en polyuréthane expansé à densité différenciée recouvert d'une couche de plumes d'oie.

Coussins d'assise: Polyuréthane expansé 30 Kg/m³.

Accoudoirs: Polyuréthane expansé 30 Kg/m³.

Appuie-tête et Cale-reins: Polyuréthane expansé 23 Kg/m³

Rembouillage de complément: densité 21 Kg/m³.

REVESTEMENT: Cuir, tissu ou microfibre. Veuillez vous référer à la liste de prix appropriée. Pour les caractéristiques du revêtement et de l'entretien, voir les fiches techniques.

PIEDS: En ABS de 3 cm.

NOTE: Dans la version relax, le modèle est équipé exclusivement d'un double mécanisme électrique avec des commandes à capteur tactile situées dans l'espace interne entre l'assise et le côté latéral. Les commandes peuvent agir indépendamment les unes des autres en variant seulement l'inclinaison de la tête de lit ou en permettant de distendre seulement les jambes offrant des possibilités infinies de confort. Dans les versions fixes sans mécanisme de relaxation dans tous les cas, il y a un cliquet manuel dans les têtes.

ESTRUTTURA: Hecho de madera combinada con partículas biodegradables de madera en bruto y paneles de fibra de madera dura.

RELLENO: Cojines de asiento, reposabrazos, reposapiés y reposacabezas reclinables realizados en poliuretano expandido de densidad diferenciada cubierto con una capa de pluma de ganso.

Cojines de asiento: Poliuretano expandido 30 Kg/m³.

Apoyabrazos: Poliuretano expandido 30 Kg/m³.

Reposacabezas y reposacabezas: Poliuretano expandido 23 Kg/m³

Relleno de complemento: densidad 21 Kg/m³.

RECUBRIMIENTO: Piel, tejido o microfibra. Consulte la lista de precios adecuada. Para las características del revestimiento y el mantenimiento, consulte las fichas técnicas correspondientes.

PIEDS: ABS de 3 cm.

NOTE: En la versión relax, el modelo está equipado exclusivamente con un doble mecanismo eléctrico con controles táctiles del sensor colocados en el espacio interior entre el asiento y el lateral. Los mandos pueden actuar independientemente entre sí variando solo la inclinación de la cabecera o permitiendo Estirar solo las piernas ofreciendo infinitas posibilidades de comodidad. En las versiones fijas sin mecanismo de relajación, en cualquier caso, está presente el trinquete manual en las cabeceras.

VERSIONI FISSE

Gruppo A - sedute da 98 cm

cod. 0492 3P XL LAT SX 109 226	cod. 0491 3P XL LAT DX 109 226	cod. 0192 POLTRONA XL LAT SX 109 128	cod. 0191 POLTRONA XL LAT DX 109 128	cod. 0193 POLTRONA XL CENT 109 98	cod. 0718 POL XL PENISOLA SX 109 153	cod. 0717 POL XL PENISOLA DX 109 153	cod. 0891 DORMOSA XL LAT SX 168 128	cod. 0890 DORMOSA XL LAT DX 168 128
---	---	---	---	--	---	---	--	--

Gruppo B - sedute da 91 cm

cod. 0430 DIVANO 3 POSTI GRANDE 109 242	cod. 0432 3 P GRANDE SX 109 212	cod. 0431 3 POSTI GRANDE DX 109 212	cod. 0109 POLTRONA GRANDE SX 109 121	cod. 0108 POLTRONA GRANDE DX 109 121	cod. 0104 POLTR. GRANDE CENTRALE 109 91	cod. 0738 POL GRANDE PEN SX 109 146	cod. 0737 POL GRANDE PEN DX 109 146	cod. 0789 DORMOSA GRANDE SX 168 121	cod. 0788 DORMOSA GRANDE DX 168 121
--	--	--	---	---	--	--	--	--	--

Gruppo C - sedute da 83 cm

cod. 0305 DIVANO 3P 2C 109 226	cod. 0345 3 POSTI 2 CUSCINI SX 109 196	cod. 0344 3 POSTI 2 CUSCINI DX 109 196	cod. 0117 POLTRONA SX 2 CUSCINI 109 113	cod. 0116 POLTRONA DX 2 CUSCINI 109 113	cod. 0115 POLTRONA CENTRALE 2C 109 83	cod. 0716 POLTRONA 2C PEN. SX 109 138	cod. 0715 POLTRONA 2C PEN. DX 109 138	cod. 0697 DORM. 2C LAT. SX 168 113	cod. 0696 DORM. 2C LAT. DX 168 113
---	---	---	--	--	--	--	--	---	---

Gruppo D - sedute da 78 cm

cod. 0210 DIVANO 2 P MAXI 109 216	cod. 0212 2 POSTI MAXI SX 109 186	cod. 0211 2 POSTI MAXI DX 109 186	cod. 0112 POLTRONA MAXI SX 109 108	cod. 0111 POLTRONA MAXI DX 109 108	cod. 0113 POLTRONA CENTRALE MAXI 109 78	cod. 0714 POLTRONA MAXI PEN. SX 109 133	cod. 0713 POLTRONA MAXI PEN. DX 109 133	cod. 0705 DORMOSA MAXI LAT. SX 168 108	cod. 0704 DORMOSA MAXI LAT. DX 168 108
--	--	--	---	---	--	--	--	---	---












Gruppo E - sedute da 68 cm

cod. 0200 DIVANO 2 POSTI 109 196	cod. 0202 DIVANO 2 POSTI LAT. SX 109 166	cod. 0201 DIVANO 2 POSTI LAT. DX 109 166	cod. 0102 POLTRONA LAT. SX 109 98	cod. 0101 POLTRONA LAT. DX 109 98	cod. 0103 POLTRONA CENTRALE 109 68	cod. 0712 POLTRONA PEN. SX 109 123	cod. 0711 POLTRONA PEN. DX 109 123	cod. 0701 DORM. LAT. SX 168 98	cod. 0700 DORM. LAT. DX 168 98
---	---	---	--	--	---	---	---	---	---

Gruppo F - sedute da 58 cm











cod. 0100 POLTRONA 109 108

Gruppo G - POSSONO ESSERE COMBINATI CON TUTTE LE DIMENSIONI cm











<p>cod. 0602 ANGOLO</p>  <p>136</p>	<p>cod. 0612 ANG. QUADRO SAGOMATO CON MECC.</p>  <p>114</p>	<p>cod. 0613 SUPER ANGOLO</p>  <p>238</p>	<p>cod. 0822 POUF ANGOLARE SAGOMATO</p>  <p>114</p>	<p>cod. 0801 POUF QUADRATO</p>  <p>106</p>	<p>cod. 0885 ANG SAGOMATO POL MAXI PEN SX CON MECC</p>  <p>246</p>	<p>cod. 0884 ANG SAGOMATO POL MAXI PEN DX CON MECC</p>  <p>246</p>	<p>cod. 0883 ANG. SAGOMATO POLTR. PEN. SX</p>  <p>236</p>	<p>cod. 0882 ANG. SAGOMATO POLTR. PEN. DX</p>  <p>236</p>	<p>cod. 0853 CONSOLLE CEN. CONT. CON PORTA BICCHIERI</p>  <p>34</p>
<p>cod. 0852 CONSOLLE CENTRALE CONTENITORE</p>  <p>34</p>									

VERSIONI RELAX











Gruppo A - sedute da 98 cm

<p>cod. 1397 3P XL 2 RLX</p>  <p>256</p>	<p>cod. 1399 3P XL 1 RLX SX</p>  <p>256</p>	<p>cod. 1398 3P XL 1 RLX DX</p>  <p>256</p>	<p>cod. 1325 3 P XL LAT. SX - 2 RLX</p>  <p>226</p>	<p>cod. 1324 3 P XL LAT. DX - 2 RLX</p>  <p>226</p>	<p>cod. 1327 3 P XL LAT. SX - 1 RLX</p>  <p>226</p>	<p>cod. 1326 3 P XL LAT. DX - 1 RLX</p>  <p>226</p>	<p>cod. 1150 POLTRONA XL LAT. SX RLX</p>  <p>128</p>	<p>cod. 1149 POLTRONA XL LAT. DX RLX</p>  <p>128</p>	<p>cod. 1166 POL XL CENTR RLX</p>  <p>98</p>
--	---	---	---	---	---	---	--	--	--











Gruppo B - sedute da 91 cm

<p>cod. 1383 3 POSTI GRANDE - 2 RLX</p>  <p>242</p>	<p>cod. 1385 3 P GRANDE - 1 RLX SX</p>  <p>242</p>	<p>cod. 1384 3 P GRANDE - 1 RLX DX</p>  <p>242</p>	<p>cod. 1387 3 P GRANDE LAT. SX - 2 RLX</p>  <p>212</p>	<p>cod. 1386 3 P GRANDE LAT. DX - 2 RLX</p>  <p>212</p>	<p>cod. 1389 3 P GRANDE LAT. SX - 1 RLX</p>  <p>212</p>	<p>cod. 1388 3 P GRANDE LAT. DX - 1 RLX</p>  <p>212</p>	<p>cod. 1164 POL. GRANDE LAT. SX RLX</p>  <p>121</p>	<p>cod. 1163 POL. GRANDE LAT. DX RLX</p>  <p>121</p>	<p>cod. 1165 POL GRANDE CENTR RLX</p>  <p>91</p>
---	--	--	---	---	---	---	--	--	--











Gruppo C - sedute da 83 cm

<p>cod. 1317 3 POSTI 2C - 2 RLX</p>  <p>226</p>	<p>cod. 1374 3 P 2C - 1 RLX SX</p>  <p>226</p>	<p>cod. 1373 3 P 2C - 1 RLX DX</p>  <p>226</p>	<p>cod. 1357 3 P 2C LAT. SX - 2 RLX</p>  <p>196</p>	<p>cod. 1356 3 P 2C LAT. DX - 2 RLX</p>  <p>196</p>	<p>cod. 1335 3 P 2C LAT. SX - 1 RLX</p>  <p>196</p>	<p>cod. 1334 3 P 2C LAT. DX - 1 RLX</p>  <p>196</p>	<p>cod. 1155 POL. 2C LAT. SX RLX</p>  <p>113</p>	<p>cod. 1154 POL. 2C LAT. DX RLX</p>  <p>113</p>	<p>cod. 1153 POL CENTR 2C USC RLX</p>  <p>83</p>
---	--	--	---	---	---	---	--	--	--

Gruppo D - sedute da 78 cm

<p>cod. 1239 2 POSTI MAXI - 2 RLX</p>  <p>216</p>	<p>cod. 1218 2 P MAXI - 1 RLX SX</p>  <p>216</p>	<p>cod. 1217 2 P MAXI - 1 RLX DX</p>  <p>216</p>	<p>cod. 1241 2 P MAXI LAT. SX - 2 RLX</p>  <p>186</p>	<p>cod. 1240 2 P MAXI LAT. DX - 2 RLX</p>  <p>186</p>	<p>cod. 1246 2 P MAXI LAT. SX - 1 RLX</p>  <p>186</p>	<p>cod. 1245 2 P MAXI LAT. DX - 1 RLX</p>  <p>186</p>	<p>cod. 1158 POL. MAXI LAT. SX RLX</p>  <p>108</p>	<p>cod. 1157 POL. MAXI LAT. DX RLX</p>  <p>108</p>	<p>cod. 1156 POLTR. MAXI CENTRALE RLX</p>  <p>78</p>
---	--	--	---	---	---	---	--	--	--

Gruppo E - sedute da 68 cm

<p>cod. 1244 2 POSTI - 2 RLX</p>  <p>196</p>	<p>cod. 1236 2 POSTI - 1 RLX SX</p>  <p>196</p>	<p>cod. 1235 2 POSTI - 1 RLX DX</p>  <p>196</p>	<p>cod. 1243 2 POSTI LAT. SX - 2 RLX</p>  <p>166</p>	<p>cod. 1242 2 POSTI LAT. DX - 2 RLX</p>  <p>166</p>	<p>cod. 1238 2 POSTI LAT. SX - 1 RLX</p>  <p>166</p>	<p>cod. 1237 2 POSTI LAT. DX - 1 RLX</p>  <p>166</p>	<p>cod. 1152 POLTRONA LAT. SX RLX</p>  <p>98</p>	<p>cod. 1151 POLTRONA LAT. DX RLX</p>  <p>98</p>	<p>cod. 1159 POLTRONA CENTRALE RLX</p>  <p>68</p>
--	---	---	--	--	--	--	--	--	---

Gruppo F - sedute da 58 cm

cod. 1126
POLTR. RLX

