

STRUTTURA Realizzata in legno abbinato a particelle di legno grezzo biodegradabile e pannelli di fibra di legno duro.

IMBOTTITURE Cuscini di seduta, poggiatesta e spalliere poggiatesta reclinabili sono realizzate in poliuretano espanso a densità differenziate ricoperte da un materassino realizzato in piuma d'oca.

Cuscini di seduta: strato superiore: densità 30 kg/mc. Strato inferiore: densità 35 kg/mc.

poggiatesta: densità 30 kg/mc.

Spalliere poggiatesta: densità 30 kg/mc.

Imbottiture di completamento: densità 21 kg/mc.

RIVESTIMENTO Pelle o microfibra non sfoderabile. Per le caratteristiche del rivestimento e della manutenzione vedere relative schede tecniche.

PIEDI Struttura "a ponte" in acciaio inox lucidato, H alla base del divano: cm 11.

NOTE I cuscini di seduta ed i poggiatesta sono removibili e si fissano sul divano tramite cerniere. Negli schienali è applicato un meccanismo manuale che permette di alzare le testiere per ottenere un maggiore comfort.

FRAME Hard wood combined with plywood and particle board covered with a dacron layer.

PADDING Seat cushion, kidney rest and headrest: double density polyurethane foam covered with down feather.

Seat cushion: bottom part 35kg/m3, upper part 30kg/m3

Headrest and kidney rest: 30kg/m3

COVERING Leather, microfiber or fabric. Not removable

FEET Stainless steel "bridge-shaped" structure. Height: 11 cm.

NOTE Removable seat cushion and kidney rest equipped with a zip-fastener.

REVETEMENT Cuir ou microfibre non déhoussable.

REMBOURRAGE Coussins d'assise, cale-reins et appuie-tête réclinables réalisés en polyuréthane écologique à double densité recouvert d'un matelas en plumes d'oie.

Coussins d'assise: Partie supérieure 30 Kg/m3. Partie inférieure: 35 Kg/m3. Cale-reins: 30 Kg/m3.

Appuie-tête: 30 Kg/m3.

Rembourrage de complement: 21 Kg/m3

PIED Structure "pont" en acier inox brillant, base du canapé H: 11 cm.


STRUCTURE En bois massif, multiplis et particules habillés d'une couche de dacron.

NOTE Les coussins d'assise et cale-reins sont amovibles et sont fixés sur le canapé par des fermetures éclair.

Les dossiers sont équipés d'un mécanisme manuel au niveau des appuie-tete, réclinables selon le confort désiré.

cod. 0430


DIVANO 3 POSTI GRANDE



246

cod. 0300


DIVANO 3 POSTI



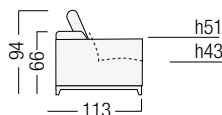
230

cod. 0302/0301

DIVANO 3 P LAT. SX-DX




196



cod. 0200


DIVANO 2 POSTI



200

cod. 0202/0201


2 POSTI SX-DX



166

cod. 0229

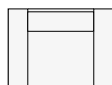
DIVANO 2 POSTI MINI



180

cod. 0100

POLTRONA



127

cod. 0113

POLTR. MAXI CENTRALE



81

cod. 0103

POLTR. CENTRALE



66

cod. 0773/0772

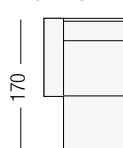
ANG. POL. PENISOLA SX-DX



235

cod. 0701/0700

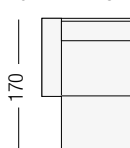
DORM. SX-DX



100

cod. 0705/0704

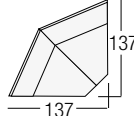
DORM. MAXI SX-DX



115

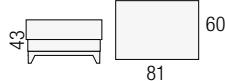
cod. 0602

ANGOLO



cod. 0802

POUF



81

